


CEMENT BONDED PARTICLE BOARD CATALOGUE 2017

Beton Wood[®]

PANELS WITH HIGH DENSITY AND MECHANICAL RESISTANCE



Beton  Wood[®]

Dry construction systems for green building

www.betonwood.com

CONTENTS

1. Introduction	pg.3
2. Application areas	pg.4
3. BetonWood products overview	pg.5
4. Main properties, storage, delivery	pg.7
5. Technical features	pg.11
6. Physical features	pg.12
7. Mechanical features	pg.20
8. Processing, fixing, finish	pg.26
9. Building solutions	pg.33
10. Notes	pg.37

INTRODUCTION

BetonWood® s.r.l. produces and sells insulating panels with high density and high mechanical resistance.

The construction panel BetonWood is a cement bonded particle board un materiale which adapts to many uses in construction. BetonWood panels are made of high density Portland cement and debarked Pine wood fibers, and it uses water and salt as binders; it provides an excellent solution for interventions aimed to obtain high levels of thermal lag, thanks to its high density which makes it suitable for self-supporting dry screeds, radiant floor systems and stiffening structures.

The product is environmentally friendly and bio-compatible, opposed to other competitors panels as the OSB panels having high amounts of formaldehyde which is released into the environment as volatile aldehydes (VOC), highly carcinogenic emissions for a period of 24 years.

The fire resistance class and its suitability for emergency exits is guaranteed by European legislation 2003/43/EC - standard EN 13501-2. BetonWood® is then certified fireproof in **A2fl-s1** class according to the new European CE classes. In addition, the European standards EN 13501-2 has also adopted by the Italian state with the D.L. February 16th 2007.

The catalogue describes in detail:

- main properties, physical, mechanical features of BetonWood® cement bonded particle boards
- basic principles in the construction of structures
- possible bonding and finishing methods

Main properties of BetonWood® cement bonded particle boards.

- fireproof (A2-fl-s1 class according to the standard DIN 13501-2)
- CE certified
- weather resistant
- waterproof
- resistant to fungus, mold, insects
- immune to animals, rodents, termites, etc.
- free from asbestos and formadeide
- free from recycled inks
- antifreezing
- processable with tools for woodworking
- high density
- high mechanical resistance
- vandal resistant
- innocuous to humand and the environment

APPLICATION AREAS

Cement Bonded Particle Boards BetonWood

BetonWood® is used in Europe since 1977 starting to East markets, where it is been used over the years, first as structural panel for wooden houses and then gradually expanding the uses.

BetonWood® panels have multiple uses, in particular they can be used in:

- wooden/metal and prefabricated structures
- coatings/ thermal and acoustic insulations
- Internal and external thermal insulation coating system
- ventiled roofs
- radiant floor systems
- exhibitions, installations in general
- floating floors
- materials for bio-ecological construction
- partition walls
- counter walls with high resistance
- fireproof walls and fire doors
- platforms and chutes
- high thermal lag systems
- platforms and floors with high load capacity
- suspended ceilings
- fireproof coatings
- road and railway noise barriers
- formwork
- animal box, etc.

The BetonWood® structural panels can be used in construction replacing wooden panels and represent a valid alternative to materials such as plasterboard, Eraclit, Celenit, Calcium Sulphate, magnesite wood, MDF, OSB, plywood and chipboards. The application areas of BetonWood® are numerous:

- public and private buildings
- commercial buildings
- buildings for the instruction
- buildings for public health
- exhibitions
- prefabricated buildings
- public and private furniture
- entertainment centers
- wood houses
- penitentiaries
- warehouses

The application of these panels and the construction structure can be varied depending on the individual design. Is necessary consider the physical, mechanical and thermodynamic properties of BetonWood® building boards and the principles of the building construction.

BETONWOOD PRODUCTS OVERVIEW

Cement Bonded Particle Boards BetonWood



BetonWood e BetonWood N

Cod. **BTW/BTWN**

BetonWood is made of Portland cement with high density (1350 Kg/m³) and debarked Pine wood fibers. It guarantees an excellent solution to obtain high levels of thermal lag, thanks to its high density which makes it adapt also in dry screeds, thermal insulation coating systems, roofs, floors, counterwalls and exhibitions.



BetonWood Sanded

Cod. **BSA**

The BetonWood cement particle boards are also available in the special smoothing Sanded, namely "wood effect" which reduces the tolerances. Cement bonded particle boards, as well as for structural functions it is also used for aesthetic reasons as a coating in various kinds of stand construction.



BetonWood Tongue&Groove

Cod. **BTWTG**

The BetonWood cement bonded particle boards are also available in the Tongue and Groove version (the edges have a special tongue and groove profile) for some thicknesses.



BetonWood Tongue&Groove Sanded

Cod. **BSATG**

The BetonWood cement bonded particle boards are also available in the Tongue and Groove Sanded version (the edges have a special tongue and groove profile and the surfaces are sanded) for some thicknesses.



BetonFiber

Cod. **BTF**

Insulating panels coupled in factory made in BetonWood cement bonded particle board and FiberTherm wood fibers. It can be used as insulation for roofs and floors which require a high mass for thermal and acoustic insulation lag.



BetonCork

Cod. **BTC**

Insulating panels coupled in factory made in BetonWood cement bonded particle board and Cork Panels. Ideal for the thermo-acoustic insulation with reduced thickness, in restructuring or for internal partition embodiments, and for environments with high humidity.

BETONWOOD PRODUCTS OVERVIEW

Cement Bonded Particle Boards BetonWood



BetonStyr EPS

Cod. **BTSTY**

Insulating panels coupled in factory made in BetonWood cement bonded particle board and polystyrene foam. It adapts to any use as thermal insulation and is suitable in cases of high humidity.



BetonStyr XPS

Cod. **BTSTX**

Insulating panels coupled in factory made in BetonWood cement bonded particle board and extruded polystyrene. It adapts to any use as thermal insulation and is suitable in cases of high humidity and the need of considerable compressive strength.



BetonEco

Cod. **BTE**

Insulating panels coupled in factory made in BetonWood cement bonded particle board and mineralized wood fiber. Thermal and acoustic insulation panel.



BetonWall

Cod. **BWALL**

Modular insulating coupled panels made with cement bonded particle board and mineralized wood wool. Sandwich block for dry counter walls, it combines two panels of BetonWood and an internal layer of mineralized wood wool.



BetonRadiant

Cod. **BTR**

BetonRadiant standard is a modular system for radiant floor heating and it is realized with two BetonWood cement bonded particle boards with high density.

It can be coupled with insulating layers such as: wood fiber, blonde cork and polystyrene foam or extruded polystyrene.



BetonTherm

Cod. **BTH**

The BetonTherm reinforced thermal insulating coating systems are thermo-acoustic insulation panels with high mechanical resistance, thanks to external surface of BetonWood cement bonded particle board which is coupled with insulation panels such as: wood fiber, blonde cork and polystyrene foam or extruded polystyrene.

MAIN PROPERTIES, STORAGE AND DELIVERY

Cement Bonded Particle Boards BetonWood

DEFINITION

Cement bonded particle board is made of debarked Pine wood fibers coming from controlled forests with reforestation cycles FSC and pressed under water and hydraulic binder (Portland cement) with high cold compression ratios.

The result is a high density panel (1350 Kg/m³) with the following thermodynamic properties: thermal conductivity coefficient $\lambda = 0,26$ W/mK, specific heat $c = 1,88$ KJ/Kg K, coefficient of the steam penetration resistance $\mu = 22,6$ and class of fire resistance A2-fl-s1, according to the standard EN 13501-1.



MAIN PROPERTIES OF BETONWOOD PANELS

The construction panels BetonWood® combines the advantageous properties of rigidity and strength of the cement with the insulating properties of wood fibers and wood workability. We get the panel structure mixing debarked Pine wood fibers with Portland cement that is going to consolidate more in the upper and lower layer of the panels on both surfaces, to create a compact layer in the central part.

The surfaces are smooth and of gray cement color; in case of BetonWood Sanded, the surfaces are subjected to a polishing treatment and calibration to bring out the wood fibers, and give a lower tolerance and an external appearance architecturally most "interesting" to this panel.

The BetonWood® panels are lighter than the traditional building material and are more resistant to weather changes and frost proof. Insects and fungi are not allowed to attack it or damage it.

Thanks to its physical and mechanical features, the product is considered one of the best material for light and dry construction.

PACKAGING OF BETONWOOD PANELS

The product is package on pallet or on wood beams directly in factory.

It is placed a protective layer of a lower category wood chipboard or cement bonded particle boards on the upper and lower part of each pallet. The pallets are locked with with special plastic strapping, and the cement bonded particle board edges are protected.

The total weight of a standard pallet is approximately of 3.200-3.500 kg.

The total weight of a BetonWood N pallet instead is approximately of 1.000 kg.

MAIN PROPERTIES, STORAGE AND DELIVERY

Cement Bonded Particle Boards BetonWood

BETONWOOD PANELS TYPE

sharp edges

Size	Thickness	Panels/pallet	m ² /pallet	Pallet size	kg/pallet
3200x1250 mm	8 mm	70	280,00	3.2 x 1.25 x 0.7	3.200
3200x1250 mm	10 mm	60	240,00	3.2 x 1.25 x 0.8	3.000
3200x1250 mm	12 mm	50	200,00	3.2 x 1.25 x 0.8	3.000
3200x1250 mm	14 mm	40	160,00	3.2 x 1.25 x 0.7	3.200
3200x1250 mm	16 mm	35	140,00	3.2 x 1.25 x 0.7	3.200
3200x1250 mm	18 mm	30	120,00	3.2 x 1.25 x 0.7	3.100
3200x1250 mm	20 mm	30	120,00	3.2 x 1.25 x 0.8	3.400
3200x1250 mm	22 mm	25	100,00	3.2 x 1.25 x 0.7	3.200
3200x1250 mm	24 mm	25	100,00	3.2 x 1.25 x 0.8	3.400
3200x1250 mm	28 mm	20	80,00	3.2 x 1.25 x 0.7	3.200
3200x1250 mm	32 mm	20	80,00	3.2 x 1.25 x 0.8	3.600
3200x1250 mm	40 mm	15	60,00	3.2 x 1.25 x 0.8	3.400
2800x1250 mm	8 mm	70	245,00	2.8 x 1.25 x 0.7	2.800
2800x1250 mm	10 mm	60	210,00	2.8 x 1.25 x 0.8	3.000
2800x1250 mm	12 mm	50	175,00	2.8 x 1.25 x 0.8	3.000
2800x1250 mm	14 mm	40	140,00	2.8 x 1.25 x 0.7	2.800
2800x1250 mm	16 mm	35	122,50	2.8 x 1.25 x 0.7	2.800
2800x1250 mm	18 mm	30	105,00	2.8 x 1.25 x 0.7	2.700
2800x1250 mm	20 mm	30	105,00	2.8 x 1.25 x 0.8	3.000
2800x1250 mm	22 mm	25	87,50	2.8 x 1.25 x 0.7	2.800
2800x1250 mm	24 mm	25	87,50	2.8 x 1.25 x 0.8	3.000
2800x1250 mm	28 mm	20	70,00	2.8 x 1.25 x 0.7	2.800
2800x1250 mm	32 mm	20	70,00	2.8 x 1.25 x 0.8	3.200
2800x1250 mm	36 mm	15	52,50	2.8 x 1.25 x 0.7	2.700

MAIN PROPERTIES, STORAGE AND DELIVERY

Cement Bonded Particle Boards BetonWood

BETONWOOD N PANELS TYPE

sharp edges

Size	Thickness	Panels/pallet	m ² /pallet	Pallet size	kg/pallet
870x515 mm	18 mm	70	33,155	0.87 x 1.03 x 0.7	1.000
1012x515 mm	18 mm	66	34,400	1.01 x 1.03 x 0.7	1.000
1025x515 mm	18 mm	66	34,840	1.02 x 1.03 x 0.7	1.000
1220x515 mm	20 mm	56	33,600	1.20 x 1.04 x 0.7	1.000
1220x520 mm	20 mm	56	35,530	1.22 x 1.04 x 0.7	1.000

BETONWOOD T&G PANELS TYPE

tongue and groove edges

Size	Thickness	Panels/pallet	m ² /pallet	Pallet size	kg/pallet
1200x500 mm	20 mm	56	33,600	1.20 x 1.04 x 0.7	1.000

BETONWOOD SANDED PANELS TYPE

sharp edges

Size	Thickness	Panels/pallet	m ² /pallet	Pallet size	kg/pallet
1220x520 mm	20 mm	56	35,530	1.22 x 1.04 x 0.7	1.000

BETONWOOD T&G SANDED PANELS TYPE

tongue and groove edges

Size	Thickness	Panels/pallet	m ² /pallet	Pallet size	kg/pallet
1200x500 mm	20 mm	56	33,600	1.20 x 1.04 x 0.7	1.000

On specific agreements, panels can be provided with a different thickness than those indicated remaining in the range from 8 to 40 mm.

The panels can also be supplied with custom dimensions for specific quantities to be established directly with the Sales Office.

The BetonWood® cement bonded particle board are available also in the **Sanded** version, from standard panels smoothed and calibrated with specific machinery, to bring the panels thickness to lower dimensional tolerances. These particular panels have the characteristic of being aesthetically pleasing, because the content of wood inside stands out in the upper and lower part, than a standard panel which has instead the distinction of having a totally cement appearance. The BetonWood® cement bonded particle boards can be machined on the edges in order to facilitate the joints during installation phase:

- stepped edges for thickness lower than 14 mm
- tongue and groove edges for thickness higher than 18 mm

MAIN PROPERTIES, STORAGE AND DELIVERY

Cement Bonded Particle Boards BetonWood

DELIVERY OF BETONWOOD PANEL

The pallet delivery is normally carried out through trailer trucks or couriers.

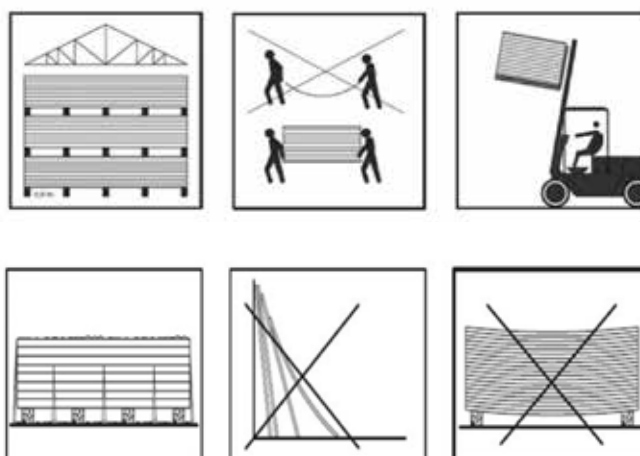
Considering the high mass of the pallets it is recommended that the addressee has the appropriate equipment and mechanical lifting devices with maximum capacities of 3500 / 4000kg to download the goods.

Further transportation or discharges must be regulated and organized by the customer himself / with withdrawal from our warehouses or delivery by courier.

STORAGE OF BETONWOOD PANEL

A correct storage is critical to the correct conservation of the material:

- it is recommended to place the boards one above the other on the square wooden beams. Avoid bending with the intermediate supports (see figure).
- the panels must be supported for their entire length with wood beams placed at least in four points at a uniform distance. The maximum distance between the wooden supports must be not more than 800 mm.
- quando si maneggiano individualmente i pannelli BetonWood® si raccomanda di prenderli per taglio, come un lastra di vetro (vedere figura).
- the pallet must be protected with suitable sheets to prevent the accumulation of dust and avoid contact with moisture from the soil and from the rain.
- after using partially the panels of a pallet, the protection chipboard must be replaced and a ballast must be restored on the upper side of the remaining panels to avoid the distortion of the upper panels.
- avoid to store panels resting them on the edge (see figure).
- avoid the direct exposure of panels to the sun during the storage.



RIGHT

WRONG

TECHNICAL FEATURES

Cement Bonded Particle Boards BetonWood

TECHNICAL CHARACTERISTICS OF BETONWOOD

Density (kg/m ³)	1350
Reaction to fire according to the standard EN 13501-1	A2-fl-s1
Thermal conductivity coefficient λ_D W/(m•K)	0,26
Specific heat [J/(kg•K)]	1880
Coefficient of resistance to vapor penetration μ	22,6
Coefficient of linear thermal expansion α	0,00001
Moisture degree after air conditioning	6 - 12%
Thickness swelling after 24h of storage in water	1,5%
Length and width change due to moisture	max 0,3% with temp > 20°C and hum. 25% to 90%
Air permeability l/min. m ² Mpa	0,133
Superficial PH value	11
Bending strength σ (N /mm ²)	min.9 (9.000kPa)
Transversal tensile strength N (N /mm ²)	min.0,5
Shear strength τ (N /mm ²)	0,5
Elasticity module E (N /mm ²)	1stc.: 4500 2stc.:4000
Acoustic insulation	30dB with a thickness of 12 mm

Thickness	Panel weight/m ²	Thickness tolerance Class I
8 mm	11.2	± 0,7
10 mm	14.0	± 0,7
12 mm	16.8	± 1,0
14 mm	19.6	± 1,0
16 mm	22.4	± 1,2
18 mm	25.2	± 1,2
20 mm	28.0	± 1,5
24 mm	33.6	± 1,5
28 mm	39.2	± 1,5
40 mm	56.0	± 1,5

PHYSICAL FEATURES

Cement Bonded Particle Boards BetonWood

DENSITY OF THE BETONWOOD PANEL

In accordance with the requirements of the legislation EN634-2, article 2, the panels density must be greater than 1000 kg/m³. According to the result of the test with a temperature of 20°C, a relative environmental moisture of 50 - 60% and a residual moisture present in the panel equal to 9%, the density of BetonWood[®] is **$\delta = 1350 \pm 75 \text{ kg/m}^3$**

For static calculations - for security reasons - is recommended increase or decrease the maximum value of 20%.

MOISTURE CONTENT IN DELIVERY

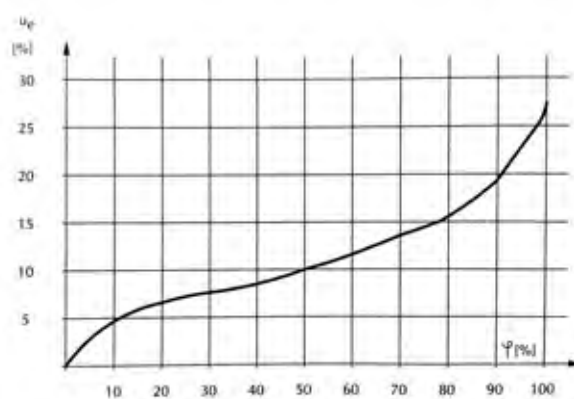
Similarly to wood in natural conditions, BetonWood[®] panels absorb a balanced content of moisture depending on the temperature and atmospheric humidity.

The moisture content according to the requirements of the standard MSZ EN634-2 **$\mu = 9 \pm 3\%$** can be reached in balanced hygroscopic conditions in correspondence to a temperature of 20°C and with a relative moisture of 50-60%.

MOISTURE CONTENT IN CORRISPONDENZA ALL'UMIDITÀ DELL'ARIA

Figure 1

Average balance of the moisture content of the cement bonded particle board cemento-legno according to air humidity, t=20°C



with a temperature of 20°C and a relative humidity of 35%, the moisture content is about 7%;
with a temperature of 20°C and a relative humidity of 60%, the moisture content is about 12%;
with a temperature of 20°C and a relative humidity of 90%, the moisture content is about 19%;

WATER AND STEAM ABSORPTION OF BETONWOOD PANELS

It is known that moisture plays a significant role in the process of deterioration of wooden materials contained in the panel. Therefore it is very important to determine the rules of absorption and transmission of water in the most accurate manner.

PHYSICAL FEATURES

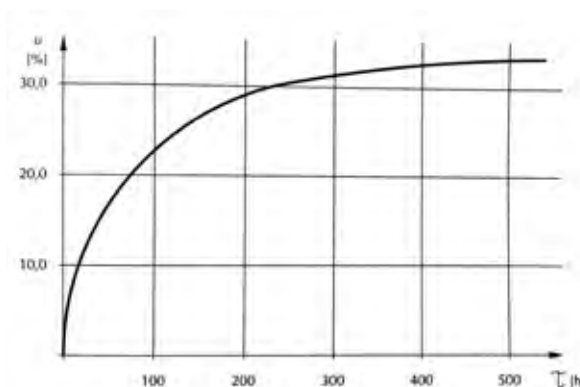
Cement Bonded Particle Boards BetonWood

Absorption of the BetonWood panels

- Absorption of the water vapor in the atmosphere with high humidity and high temperatures $t=40^{\circ}\text{C}$; $\varphi=100\%$ (tropical climate)

Figure 2

Absorption of the water vapor of BetonWood[®] dry panels ($t=40^{\circ}\text{C}$; $\varphi=100\%$)



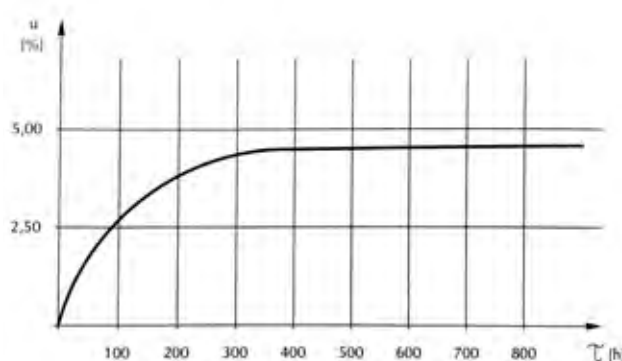
The figure 2 shows shows the average content of temporary moisture in the BetonWood[®] panels in the dry state in function of the time.

The temporary absorption of the cement bonded particle boards shows a deviation. This deviation is due to the heterogeneous and partially organic composition of the panel as well as to the density difference. Inside the individual samples, the elements with the highest and the lowest density show, respectively, levels of less and greater absorption and we have been obtained the minor and the major values of moisture the panel is able to absorb.

- Absorption in atmospherical spaces $t=20 \pm 2^{\circ}\text{C}$; $\varphi=45 \pm 5\%$

Figure 3

Absorption of the BetonWood[®] panel saturated to the exposure under rain, and subsequently dried in air space ($t=20 \pm 2^{\circ}\text{C}$; $\varphi=45 \pm 5\%$)



The figures 3 and 4 shows the average content of temporary humidity in cement bonded particle board in wet conditions until saturation through exposure to rain and to steam and then dried up to a state of absolute dryness, in function of time.

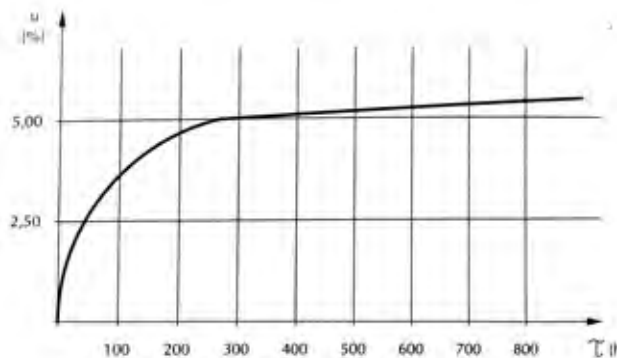
We can note that the maximum water absorption of the pretreated panel is changed. The moisture content equilibrium given by the atmosphere should be approximately 7%. The figure show us that even the pretreated panels don't achieve this value although the absorption time available seems to be sufficient.

PHYSICAL FEATURES

Cement Bonded Particle Boards BetonWood

Figure 4

Absorption of BetonWood[®] panel saturated by steam, and subsequently dried in air space
($t=20 \pm 2^{\circ}\text{C}$; $\varphi=45 \pm 5\%$)

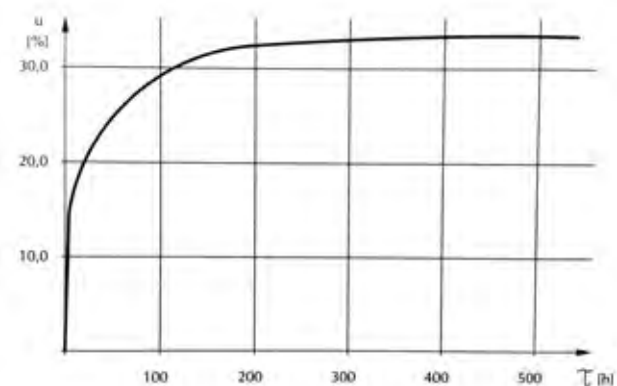


Water absorption through the exposure to rain

Atmosphere and water temperature $t=14 \pm 0,5^{\circ}\text{C}$, water pressure $p=2$ bars

Figure 5

Water absorption of the BetonWood[®] panel saturated by exposure to rain
($t=14 \pm 0,5^{\circ}\text{C}$; $p=2$ bars)



The figure 5 shows the average content of temporary humidity of the panel perfectly dried through the exposure of it self to rain, in function of time.

The resistance to humidity of BetonWood[®] panels has proven to be excellent.

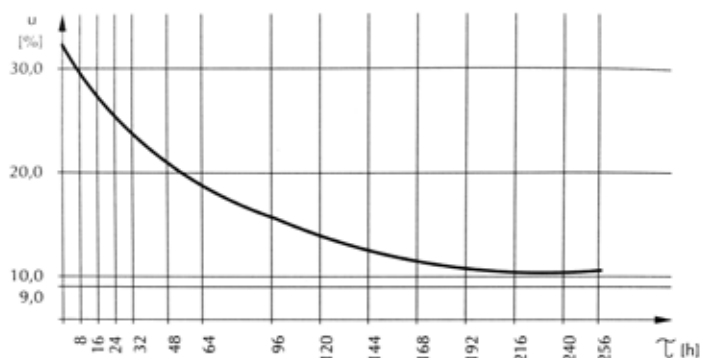
Desorption of BetonWood panels

- Desorption to atmospherical spaces

$t=20 \pm 2^{\circ}\text{C}$; $\varphi=50 \pm 5\%$

Figure 6

Desorption of BetonWood[®] panels saturated of water vapor absorbed in the atmospheric environment
($t=20 \pm 2^{\circ}\text{C}$; $\varphi=50 \pm 5\%$)

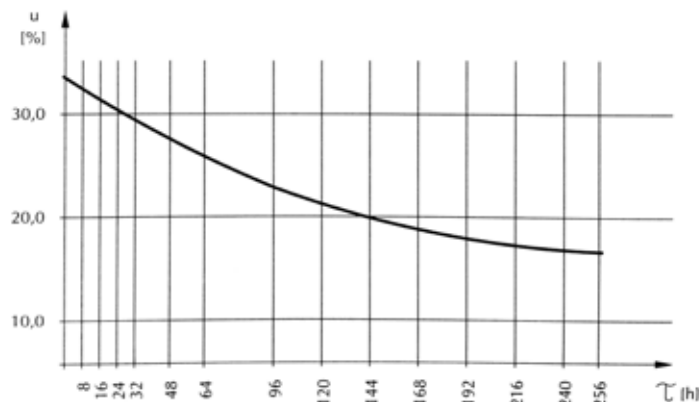


PHYSICAL FEATURES

Cement Bonded Particle Boards BetonWood

Figure 7

Desorption of BetonWood® panels saturated through exposure to rain in atmospheric environment ($t=20 \pm 2^\circ\text{C}$; $\varphi=50 \pm 5\%$)



The figures 6 and 7 show the average content of temporary humidity in the cement bonded particle board wet up to saturation through the absorption of water vapor and rain exposure, respectively, in function of the time.

- **Desorption of the panel in a balanced state in atmospheric spaces up to a state of absolute dryness**
 $t=102^\circ\text{C}$; $\varphi=0\%$

Figure 8

Desorption of the BetonWood® panels saturated through the absorption of water vapor in atmospheric environment up to a state of absolute dryness ($t=102^\circ\text{C}$; $\varphi=0\%$)

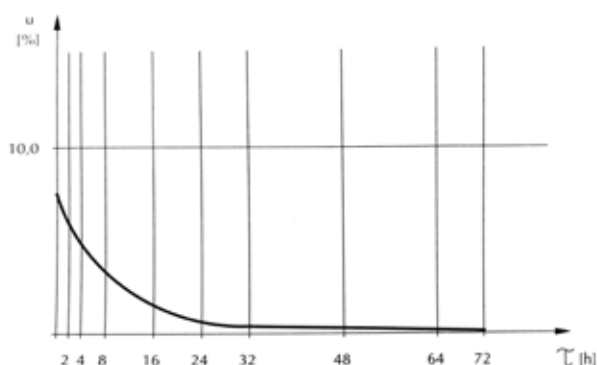
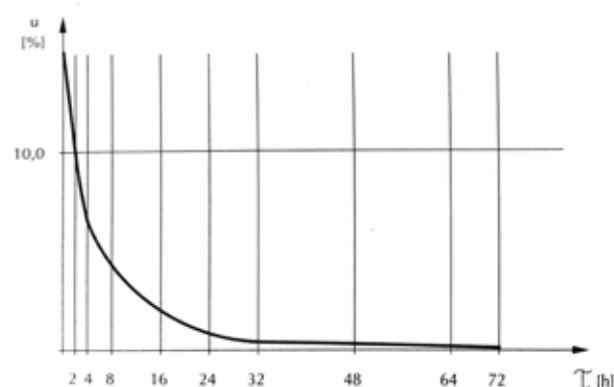


Figure 9

Desorption of the BetonWood® panels saturated through the exposure to rain in atmospheric environment up to a state of absolute dryness ($t=102^\circ\text{C}$; $\varphi=0\%$)



The figures 8 and 9 show the average content of temporary humidity in the cement bonded particle board wet up to saturation through the absorption of water vapor and rain exposure, respectively, in function of the time.

PHYSICAL FEATURES

Cement Bonded Particle Boards BetonWood

Conclusion

It can be asserted that the maximum water absorption of cement bonded particle board is not greater than 35% even for permanent immersion or humidity conditions. It is independent of the method used to increase humidity. The waterproofing pretreatment of panels significantly influence the absorption characteristics.

WATER ABSORPTION OF THE PANELS THROUGH SOAKING

The figure 10 shows the average content of temporary humidity of BetonWood[®] cement bonded particle board perfectly dried in function of time. The curve obtained runs logarithmically, indicating precisely the rules for dissemination.

It can be asserted that initially the water absorption increases drastically and reaches a μ_{\max} value after about 50 hours of soaking. There were no significant changes in the moisture content after this period of soaking. The average μ_{\max} value is 27%.

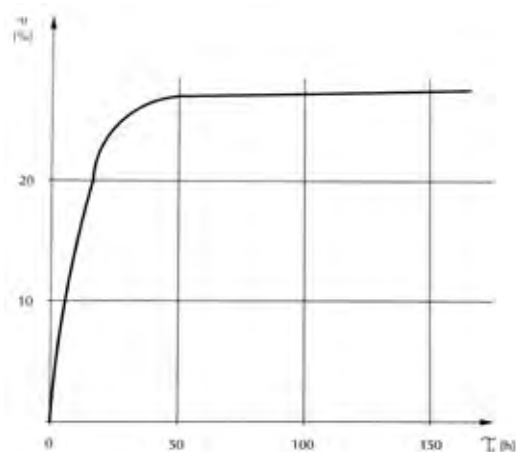


Figure 10

Water absorption of BetonWood[®] cement bonded particle board by soaking.

Thickness swelling

When the cement bonded particle board is tested according to the standard MSZ EN 317 the thickness swells of 1,5% after a soak of 24 hours.

DEFORMATION RESISTANCE

The two surface of cement bonded particle boards are generally subjected to an unbalanced load climate. A test was conducted under the following extreme conditions: the upper part of the sample placed freely in a bath of water was brought into contact with the air at a temperature $t=20 \pm 2^{\circ}\text{C}$ and the relative humidity $\phi=65 \pm 5\%$. The figure 11 shows the arrangement of the measurement points as a result of the deformation, in function of time.

PHYSICAL FEATURES

Cement Bonded Particle Boards BetonWood

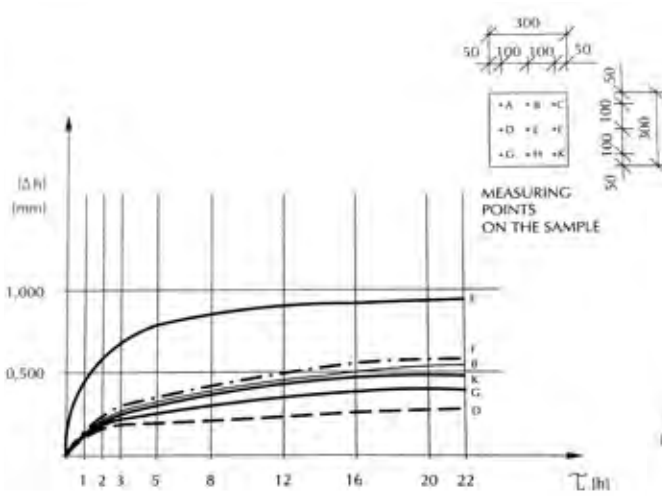


Figure 11
The measurement points arranged due to the asymmetric loading climate reported in function of time

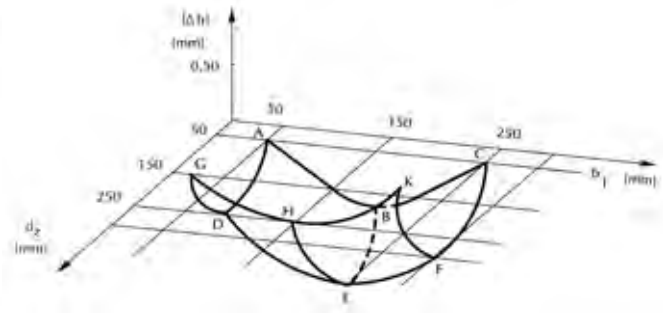


Figure 12
Axonometric drawing of the highest deformation

The most drastic deformation can be observed in the first 3 days. The highest deformation can be noticed the 22nd day. In subsequent observations the deformation is insignificant. The figure 12 shows the axonometric drawing of the highest deformation.

THERMODYNAMIC FEATURES OF BETONWOOD PANELS

Density (kg/m ³)	1350 ± 100
Reaction to fire according to EN 13501-1	A2-fl-s1
Thermal conductivity coefficient λ W/(m•K)	0,26
Specific heat c [J/(kg•K)]	1880
Coefficient of linear thermal expansion α K ⁻¹	1,0 × 10 ⁻⁵
Coefficient of vapor penetration Δ [kg/m s Pa]	0,83 × 10 ⁻¹¹

Table 1 Shows the building characteristics of cement bonded particle boards

Thermal conductivity coefficient λ W/(m•K)	0,26
Specific heat c [J/(kg•K)]	1880
Coefficient of resistance to vapor penetration μ	22,6
Coefficient of vapor penetration D	0,0039
Air permeability l/min. m ² Mpa	0,133

Table 2 Shows the building characteristics of cement bonded particle boards according to DIN 4108

PHYSICAL FEATURES

Cement Bonded Particle Boards BetonWood

Thickness mm	Heat resistance m ² K/W
8	0,0308
10	0,0385
12	0,0461
14	0,0538
16	0,0615
18	0,0692
20	0,0769
24	0,0923
28	0,1077
40	0,1538

Table 3 Shows the heat resistance values of the panels with the thickness change

Thickness mm	Heat transfer W/m ² K
8	3,666
10	3,565
12	3,471
14	3,381
16	3,295
18	3,213
20	3,136
24	2,991
28	2,860
40	2,527

Tabella 4 Shows the heat transfer values of the panels with the thickness change

FARE RESISTANCE OF BETONWOOD PANELS

The BetonWood® panels fall under the category of resistance to fire **A2-fl-s1**. Here are previews of LAPI certification freely available on our website at:

<http://www.betonwood.com/pdf/certificazione-al-fuoco-A2fl-s1.pdf>



PHYSICAL FEATURES

Cement Bonded Particle Boards BetonWood

ACOUSTIC INSULATION OF BETONWOOD PANELS

The cement bonded particle boards have the intrinsic characteristics that make itself suitable to be an excellent sound insulation. Its consistent mass promotes the abatement of high frequencies and its heterogeneous composition contributes greatly to increase the sound insulation.

The acoustic abatement coefficient is equal to **30 dB for single board with 12 mm of thickness** with a **coincidence frequency of 4200** of the BERGER diagram.

Thickness mm	Limit frequency(Hz)	Medium acoustic insulation (dB)
8	6300	27
10	5000	29
12	4200	30
16	3100	32
18	2800	31
20	2500	32
24	2100	33
28	1800	34

Table 5 Shows the acoustic insulation of cement bonded particle boards in function of thickness

Name/Unit	Standard	Value (for any thickness)
Density (kg/m ³)	MSZ EN 323	min. 1000
Bending strenght σ (N /mm ²)	MSZ EN 310	9
Transversal tensile strength (N /mm ²)	MSZ EN 319	0,5
Transversal tensile strength after cyclic test (N /mm ²)	MSZ EN 319 e 321	0,3
Thickness swelling after 24h (%)	MSZ EN 317	1,5
Thickness swelling after cyclic test (%)	MSZ EN 319 e 321	1,5
Elasticity module E (N /mm ²)	MSZ EN 310	classe 1 : 4500 classe 2:4000

Tabella 6 Shows the resistance values according the the European International Standards

MECHANICAL FEATURES

Cement Bonded Particle Boards BetonWood

GENERAL RESISTANCE PROPERTIES OF BETONWOOD PANELS

To limit the stress it should be taken the specific data according to the standard MSZ 15025/1989 as a guide to the design of building structures. When building structures are designed, it should be noted the following permits stresses based on the data provided by "Institut für Bautechnik" in Berlin.

- bending resistance allowed to load perpendicular to panel surface:
1,8 N/mm²
- tensile resistance permitted in the panel plane:
0,8 N/mm²
- compression strength allowed level to the panel:
2,5 N/mm²
- elasticity module in bending for calculation purposes: **2000 N/mm²**

Approximately there is a linear correlation between the flexural strength and the modulus of elasticity for the BetonWood® panels. It's shown in the figure 13.

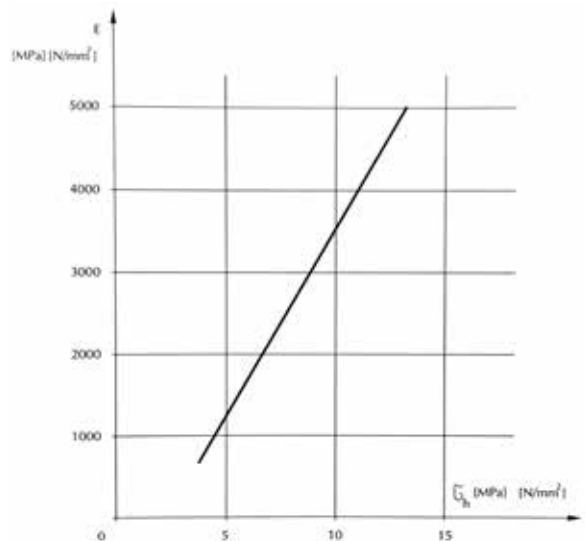


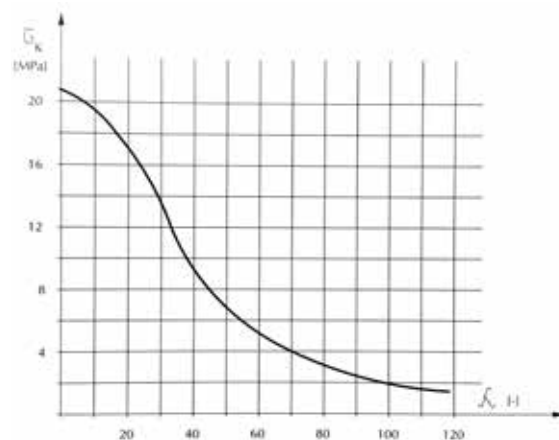
Figure 13 the flexural strength correlation curve with the modulus of elasticity of the BetonWood® panels.

Deformation resistance of BetonWood panels

For the test specimens at a uniform cross-section but different length were used. The figure 14 shows a different range of thickness reductions and the critical resistance values corresponding.

Figure 14

Critical resistance value depend on the reduction of thickness of the BetonWood® panel.



In the BetonWood® panels, the deformation occurs on large-sized panels and not on those of small size. The resistance to deformation can be determined by a simple accurate calculation.

MECHANICAL FEATURES

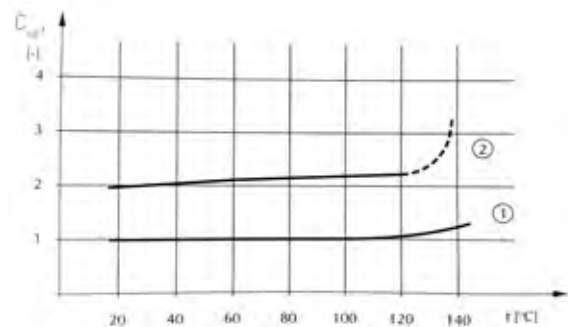
Cement Bonded Particle Boards BetonWood

Panels behavior under the influence of a heat load

The thermodynamics curve can be obtained by tracing the deformation as a function of temperature. Figure 15 shows the specific deformation of individual temperature values and two levels of stress.

Figura 15

Thermodynamic curves of BetonWood® panels



1. Curve corresponding to 35% of the bending strength, and at the nominal stress $\bar{\delta}_1 = 3,79$ MPa
2. Curve corresponding to 70% of the bending strength, and at the nominal stress $\bar{\delta}_1 = 7,59$ MPa

The test indicates that:

- the thermodynamic curve can be considered linear above a temperature of 120°C;
- the straight section corresponding to the greater nominal stress is more steep due to the effect of temperature on the part of the non-linear curve of the diagram;
- to greater nominal stress, from a temperature of 100°C, an increasing number of samples have not passed the load test, at a temperature of 140°C tutti i campioni all samples have failed under load.
- **the highest thermal load limit BetonWood® panels is 120°C**

Effect of the humidity content on resistance values

The different resistance values of the cement bonded particle boards are interconnected at the prevailing moisture content at a given time. Figure 16 clearly shows this relationship.

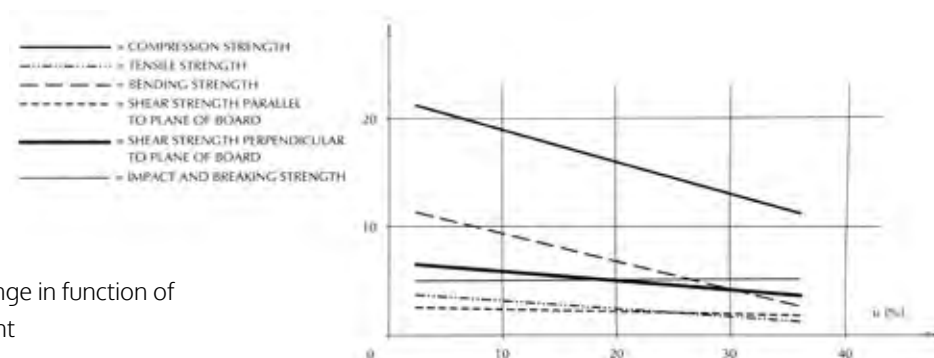


Figure 16

Resistance change in function of moisture content

It can be asserted that the resistance to compression and resistance to flexion considerably decrease due to the increase in moisture content. The tensile strength, shear, break, changes slightly under the influence of moisture content. The resistance to impact breakage, unlike the other properties, improves slightly due to the increase of moisture content.

MECHANICAL FEATURES

Cement Bonded Particle Boards BetonWood

Viscous creep in BetonWood panels due to the bending stress

To design supporting structures intended to last, the change of individual properties in time plays a significant role. It should be taken into consideration during the design of building structures, that the macromolecular composition of wood changes some mechanical properties while the physical properties remain unchanged. The figure 17 shows the deformation change in function of load and time coefficient.

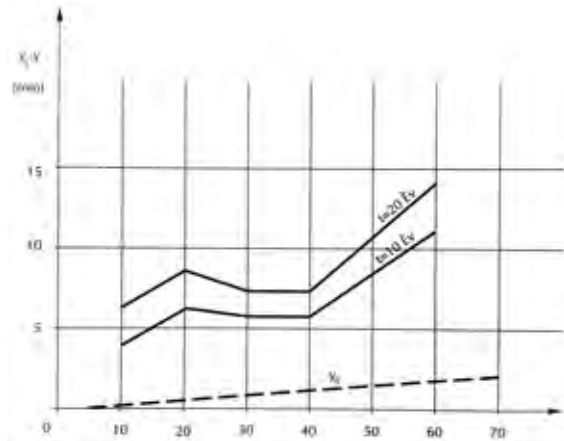


Figure 17

Deformation change of BetonWood® panels in function of load coefficient and the time

The tests have proved that the initial elastic deformation are more favorable for the cement bonded particle boards than the traditional building panels. This happens thanks to the higher bending rigidity. The initial elastic deformation of BetonWood® building panels is only 1/5 than the value obtained in the panels used in furnishing.

The degree of viscous creep may be clearly characterized by the multiplication factor α , which depends on the load time and when multiplied by the references y_0 the current deformation corresponds to the charging time t . Although the values α of the cement bonded particle boards are usually 2-4 times greater than those obtained for the standard panels, if the charging time exceeds one year, the current deformations will be significantly lower.

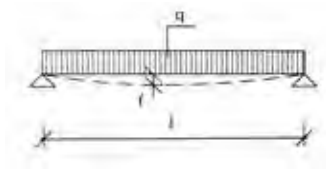
The viscous creep of cement bonded particle boards consists in 3 main phases:

- phase 1:** in this initial phase the deformation occurs at the highest rate and lasts for 3-5 days / 100 hours on average.
- phase 2:** The rate of deformation becomes constant, the deformations show a linear increase in function of time and lasts for 5 - 30 years.
- phase 3:** viscous creep will stop or slow down to a considerable degree.

MECHANICAL FEATURES

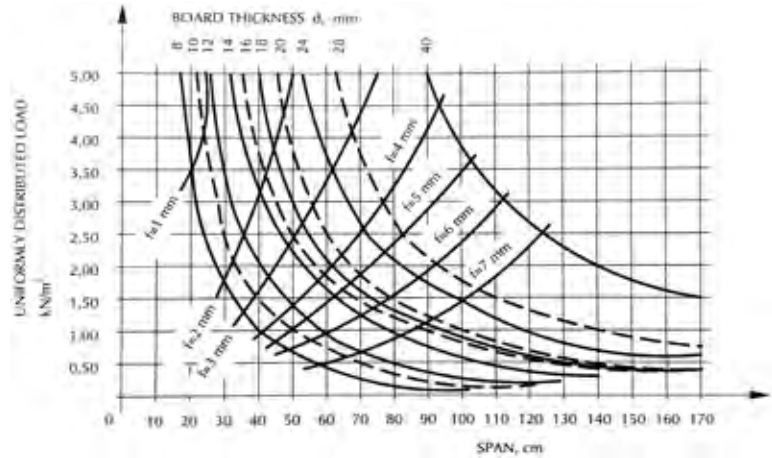
Cement Bonded Particle Boards BetonWood

CAPACITY CONDITIONS OF BETONWOOD PANELS



q = uniformly distributed load (kN/m²)
 l = extension (cm)
 f = deformation (mm)

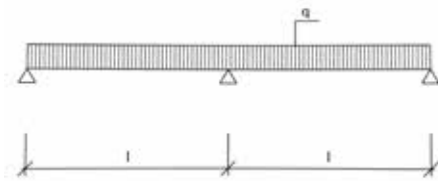
Figure 18
 Relationship between load, extension, distributed load and deformation



The figure 18 shows the relationship between load, extension, panel thickness and deformation of building panels BetonWood® placed on two supports.

q = uniformly distributed load (kN/m²)
 l = extension (cm)

Figure 19
 Charging scheme on three supports.



Thickness mm	Uniformly distributed load kN/m ² (1 kN x 101,97kg/m ²)							
	1,00	1,50	2,00	2,50	3,00	4,00	5,00	6,00
	Distance between bearing or spacing (cm)							
8	36	30	26	24	22	19	17	16
10	45	37	33	29	27	24	21	20
12	55	46	40	36	33	29	26	24
14	63	52	46	41	38	33	30	27
16	72	60	53	48	44	38	34	31
18	80	67	59	53	49	43	39	35
20	88	74	65	59	54	48	43	39
24	103	88	78	70	65	57	51	47
28	118	101	89	81	75	66	59	51
40	178	148	130	117	108	95	85	79

Table 7 Distance required to place the building panels on three supports in function of the panel thickness and the distributed load.

MECHANICAL FEATURES

Cement Bonded Particle Boards BetonWood

NAILS GRIP ON CEMENT BONDED PARTICLE BOARD

The figure 20 shows the test drawing of nails grip.

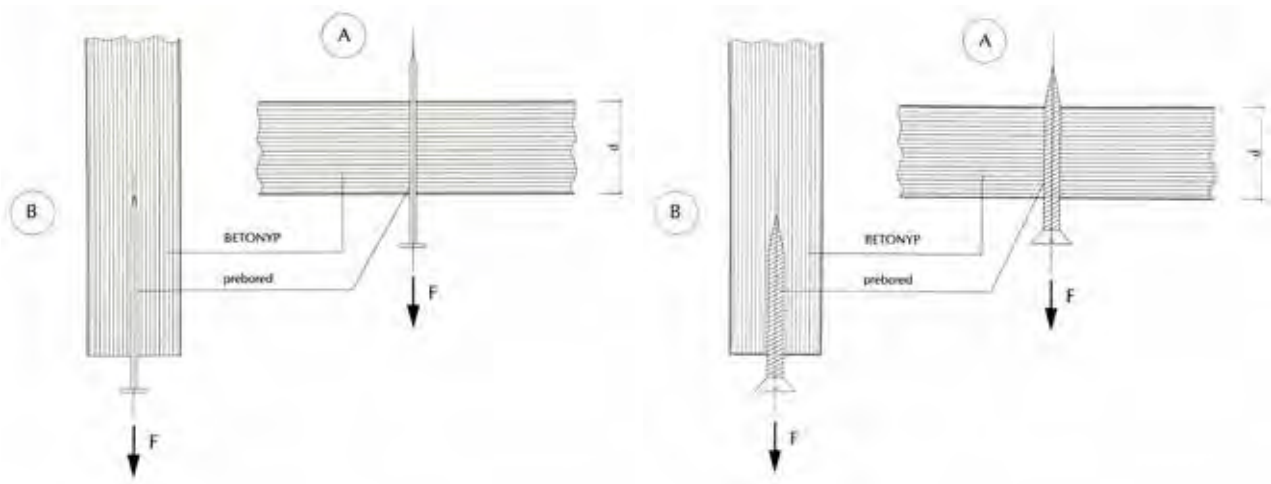


Figure 20 Test chart for the nails and screws grip.

Nail used for the test: 30 x 3 mm Pre.drilling degree: $0,8 d_{sz}$

Thickness mm	12	18	24
	Nail grip N/mm		
A (perpendicular to the panel plane)	39,2	51,9	81,4
B (parallel to the panel plane)	12,7	36,3	23,5

Table 8 Nail grip value for the BetonWood® panels

SCREWS GRIP ON CEMENT BONDED PARTICLE BOARD

Thickness mm	12	18	24
	Screw grip N/mm		
A (perpendicular to the panel plane)	96,1	136,3	158,9
B (parallel to the panel plane)	49,0	75,5	90,2

Table 9 Screw grip value for BetonWood® panels

Screw used for the test: 40 x 4 mm according to the standard DIN 96 pre-drilling degree $0,8 d_{sz}$

PRE-DRILLING $0,8 d_{sz}$ ALWAYS RECOMMENDED

MECHANICAL FEATURES

Cement Bonded Particle Boards BetonWood

INSECTS AND FUNGI RESISTANCE OF BETONWOOD PANELS

The tests on cement bonded particle board BetonWood executed for the fungi resistance eseguiti per la resistenza a funghi have been performed for decades by the Department of Forest Protection Methods in the University for Forestry and Wood Industry.

Tests were carried out on the panels for their resistance to mold in accordance with MSZ 8888/9-69. Tests have proven that BETONWOOD panels are "fungicides".

Tests were carried out also for the resistance to fungi on rotten wood in accordance with the legislation MÉMSZ 50 373. In the tests were used cultures of Coniophora cerebella, Poria vaporaria and Trametes versicolor, which are the most damaging fungi in the field of civil engineering structures: none of the species of fungi have damaged BetonWood® panels, therefore, it was proved that cement bonded particle board are "fungi resistant". This is confirmed by the results of tests performed by Mutsui Lumber Company, Tokyo.

It has been proven by tests carried out by European institutes that the termites do not attack the BetonWood® cement bonded particle boards not even in the acute starvation phase. BAM, Bundesanstalt für Materialprüfung, Berlino, test result No. 5.1; 4403,1985.

The resistance to the insect of the BetonWood® panels was confirmed even from tests conducted at Tokyo University, Faculty of Agriculture.

WEATHER RESISTANCE OF BETONWOOD PANELS

BetonWood® panels are resistant to atmospheric agents, because the wood fibers are protected from the cement against external damage.

The material of formworks completely or partially buried in the ground shows no damage during the tests carried out for many years. The series of tests conducted by the Research Institute of WoodWorking confirms these results. The cement bonded particle boards were tested by EMPA/Switzerland, 1975/ in a series of measures consisting of 150 cycles at a temperature of -20°C and +20°C and to a variable moisture content. These tests definitely qualify the panel as resistant to frost. It results that the BetonWood® panels without finishing are able to resist to the atmospheric agents and to extreme stresses.

In permanent change of relative humidity, the effect of direct rain, water and steam cause a change in panel moisture content (see sections about moisture content).

The change of moisture content causes a limited dimensional change.

Dimensional change in plane: at a temperature of +20°C, with a relative humidity range from 25% to 90%: max. 0,3%.

Practically: for a humidity content variation of ±10%: ±2mm/m.

When a structure is designed, this dimensional variations should be hold in consideration.

The Institute of Quality Control for The Building Industry has obtained the following results testing the cement bonded particle board in a FEUTRON device for 96 hours and in an atmosphere maintained at 60°C and at 100% of relative humidity.

Thickness bulge 0,92%

Dimensional variation of the plane 0,15%

(test result of ÉMI N°. M-34/1975)

PROCESSING, FIXING, FINISH

Cement Bonded Particle Boards BetonWood

PROCESSING OF BETONWOOD PANELS

Basic principles of processing

Processing of BetonWood® requires the use of equipment with carbide tip. It can be used also traditional hand tools (iron, chrome-vanadium) even if, in this case, the wear will be greater.

Manual processing is facilitated by the using metallic saws or metallic reamers. This is recommended to improve the aspiration of dust while working BetonWood® panels.

The minimum aspiration speed should be 30m/s.

Cut on measures

It is recommended the use of saws with carbide tip. The cutting depth should be adjusted so the saw blade protrudes slightly (3-8 mm) from the BetonWood® panels.

It can be obtained an excellent edge quality, an increase of the durability of the same and a low resistance to the cut using a saw with serrated carbide blades as shown in Figure 21. It can be also used blades with other shapes taking under consideration that the durability of the edge will be reduced.

($n_{\min} = 4500 \text{ min}^{-1} = 75 \text{ s}^{-1}$)

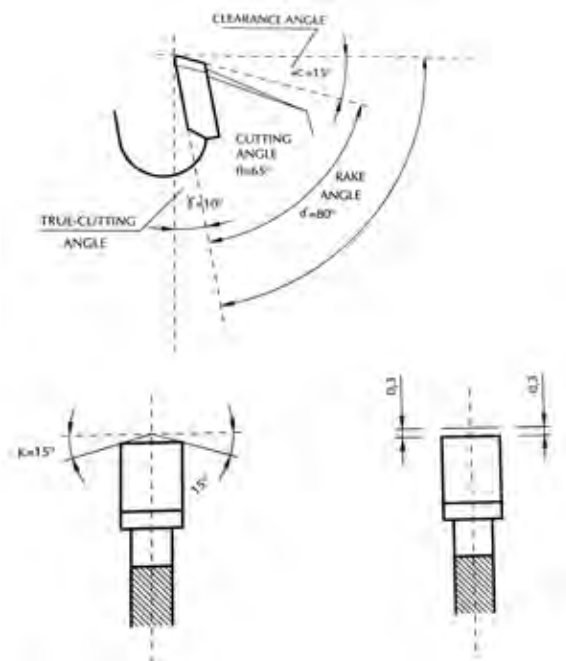


Figure 21

Types of teeth used for cutting the BetonWood® panels

Grooves cut

It is recommended the use of saws with carbide tip. ($v = 1,5 - 6 \text{ mm}$).

($n_{\min} = 5300 \text{ min}^{-1} = 88 \text{ s}^{-1}$)

Circular cutting and other types of cuts

It can be used an electric compass to cut holes with a larger diameter of 30 mm as for the cutting of other shapes and for cutting corners. ($n_{\min} = 1600 \text{ rounds/min}$)

PROCESSING, FIXING, FINISH

Cement Bonded Particle Boards BetonWood

Drilling

For this operation are recommended high speed steel reamers with tools with original carbide tips. ($n_{\min} = 400 \text{ W}$; $n_{\min} = 1200 \text{ min}^{-1} = 20 \text{ s}^{-1}$)

Reamers with higher value of rounds per minute can obtain cleaner holes. It is recommended using a solid wood piece at the exit point of the reamer. The advancement of cutting speed should be kept to a minimum.

Recommended tools typologies:

- from 1,5 to 16 mm diameter: helical drill with an angle cone of 60°
- from 8 to 16 mm diameter: morticer with a guide tip and engraving margin
- from 16 to 40 mm diameter: alesatrice with guide tip and cutting margin

It can be also used reamers with a diameter from 1,5 to 16 mm with excavation devices with a metallic hard tip.

Milling

It is recommended, even for these operations, use milling machines with carbide tips. Set of milling machines with reversible blade ensures a quick replacement and high accuracy. ($n_{\min} = 22000 \text{ min}^{-1} = 367 \text{ s}^{-1}$)

Sanding

Edge irregularities can be removed by sanding. The recommended dimensions for the sandpaper texture are per la grana della carta vetrata sono: 60 - 80. It can be reached an appropriate depth of cut with the use of belt sanders. It should be ensured dust extraction in all circumstances.

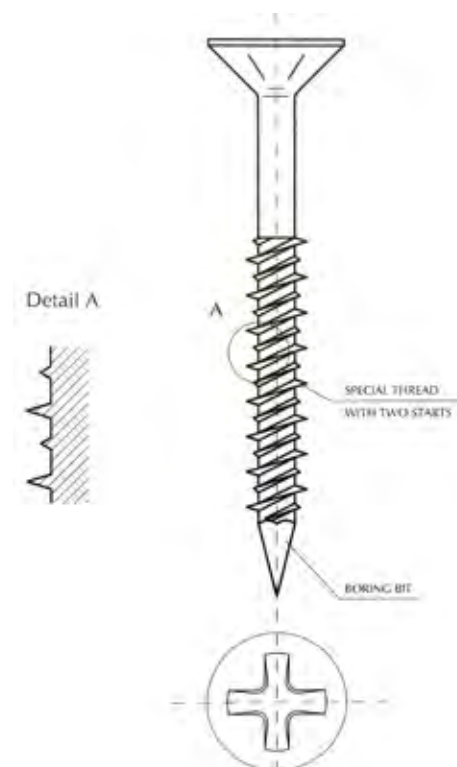
($v = 350 \text{ m/min}$)

Clamps and nail fixing

Prebored BetonWood® panels can be nailed using manual methods but it is always better the use of screws. Their fixing to the natural wood can be carried out only by mechanical fixing and pneumatic clamping with automatic perforations. The joints can be improved significantly by the use of spiral nail.

Screw fixing

In the mass production, the BetonWood® panels can be can be screwed with electrical or pneumatic devices (es. toggling machines, riveters). In the structure assembling it can be used more effectively the screw with two spin type, as shown in Figure 22.



PROCESSING, FIXING, FINISH

Cement Bonded Particle Boards BetonWood

BETONFIX NF57 SCREWS (provided by BetonWood)

The screws for cement bonded particle board are specifically designed to work in exterior environments coupled with cement bonded particle boards and the special surface treatment makes them more resistant to aggressive agents than standard screws.



BETONFIX NF60 SCREWS (provided by BetonWood)

The screws for cement bonded particle board are specifically designed to work in exterior environments coupled with cement bonded particle boards. The high technology drill tip which allows a perfect drilling capacity also for high thicknesses.



FIXING OF BETONWOOD PANELS

When assembling structures, it should be taken in consideration the following mounting recommendations:

Scew fixing

With pre-drilling.
Hole diameter:
 $D = 0,8 - 1,1 \times D_s$
 $D_s =$ screw diameter

Nail fixing

Without pre-drilling for panel thickness under 10 mm. Above this thickness is recommended predrilling.
 $D = 0,8 D_n$
 $D_n =$ nail diameter

Clamp fixing

Recommended for panels with a thickness under 12 mm only using medium length clamps and appropriate tools.

Bonding

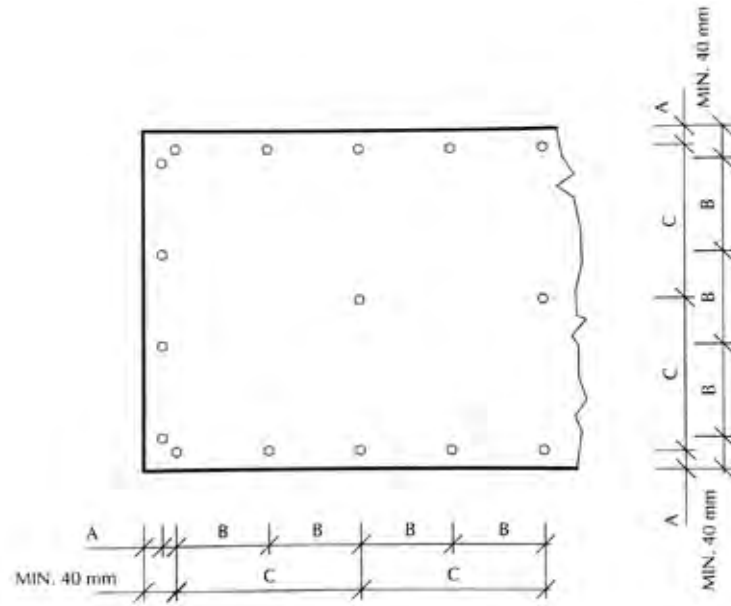
It provides additional support to the nailing and fixing with clamps. It advises an alkaline reaction adhesive.

The cement bonded particle boards should be carefully fixed on a frame.

PROCESSING, FIXING, FINISH

Cement Bonded Particle Boards BetonWood

Figure 23
Requested distances for fixing



- in the figure 23 and in the table 10 are shown the requested distances for fixing the most of the panels used. The fixing distances on the angles must be selected in order to avoid excessive transverse weakening.
- is recommended to use di usare a fixing with screws for panels with a thickness of 16 mm.
- is necessary use frames resistant to corrosion, hooks and galvanized equipment, cadmium plated, etc.
- appropriate supports must be provided during fixing the panels for any assembly method.

Thicknesses mm	Edge A	Edge B	Edge C
	Fixing distance mm		
8, 10, 12, 14	20 mm	200 mm	400 mm
16, 18, 20	25 mm	300 mm	600 mm
24, 28	25 mm	400 mm	800 mm
40	40 mm	600 mm	1200 mm

Table 10 Fixing distance in function of BetonWood® panels thicknesses

PROCESSING, FIXING, FINISH

Cement Bonded Particle Boards BetonWood

JOINTS

When a BetonWood® structure is designed, it must be taken in consideration the following recommendations:

- dimensional changes of the structure components basing on the temperature
- dimensional changes depending on humidity content
- load movements on the structure
- external effects, loads (wind pressure, vibrations, etc.)
- fixing elements (typology, dimension, quality, etc.)

When extensions are realized, it must be appropriately selected the width of substrate to ensure that the support is reliable.

Visible joints

It can be realized a wide range of extensions with BetonWood® panels with different edge types. Some examples are shown in figure 24 and table 11.

Figure 24

Extensions realized with different typologies of edges

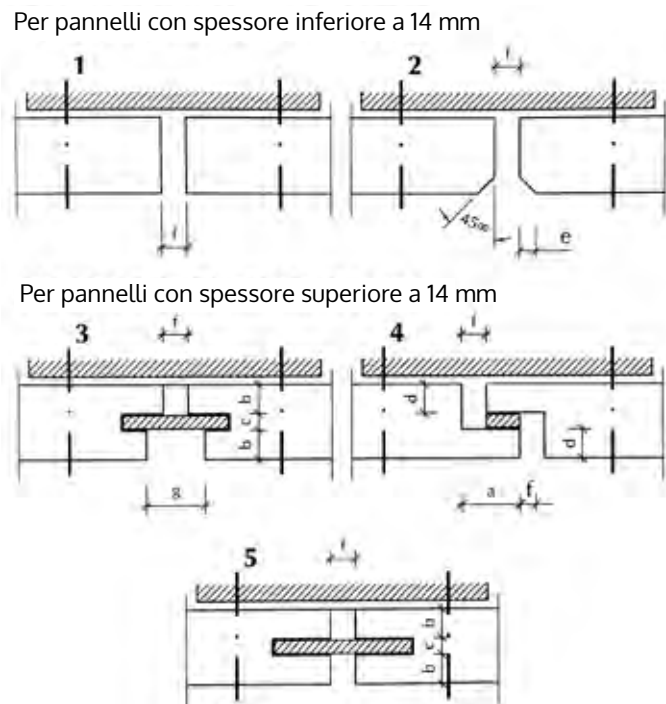


Table 11

Dimensions and symbols shows in figure 26 in funtion of panels thickness

Symbols	below 14 mm	14 - 24 mm	beyond 24 mm
	Thickness of BetonWood® panels		
a	-	11 - 16	max.20
b	-	min. $v/2 - 2$	min.8
c	-	max. 4	max.8
d	-	$v/2 - 0,5$	$v/2 - 1$
e	min.3, max $v/3$	min.3, max.5	min.3, max. $v/4$
f	usually 8 - 10 mm depends by the size of the panel		
g	-	usually 2f	usually 2f

PROCESSING, FIXING, FINISH

Cement Bonded Particle Boards BetonWood

The different shapes of edges are shown in figures 25, 26, 27 e 28. The extensions can be covered with wood, aluminum and plastic profiles. These are shown in figures 29 and 30.

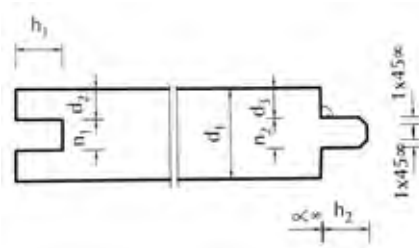


Figura 25
Tongue and Groove edge
Min. thickness **18 mm**

d ₁	18	20	24	28	32	36	40
n ₂	6	6	8	8	8	8	8
n ₁	6,5	6,5		8,5	8,5	8,5	8,5
d ₂	6,25	7,25	8,25	10,25	12,25	14,25	16,25
d ₃	6,5	7,5	8,5	10,5	12,5	14,5	16,5
∠ °	2°	2°	2°	1,5°	1,5°	1,5°	1,5°
h ₁	10	10	10	10	10	10	10
h ₂	8,5	8,5	8,5	8,5	8,5	8,5	8,5

Invisible joints

When a surface without joints is realized, the external and internal perimeter needs different steps. On the internal walls and false ceilings is usually used a plasterboard paneling screwed directly on BetonWood®. Instead, on the external walls is recommended to use a glass fiber net and levelling products.

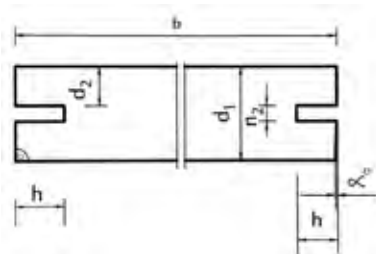


Figure 26 Interlocking joints edge - Min. thickness **16 mm**

d ₁	16	18	20	24	28	32	36	40
n ₂	3,5	3,5	3,5	3,5	3,5	3,5	3,5	3,5
d ₂	5,5	6,5	7,5	9,5	11,5	13,5	15,5	17,5
∠ °	2°	2°	2°	1,5°	1,5°	1,5°	1,5°	1,5°
h	10	10	10	10	10	10	10	10

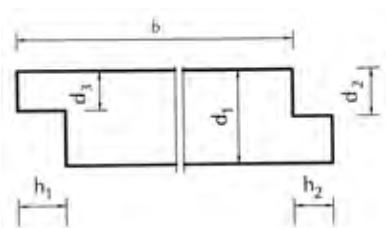


Figure 27 Stepped edge - Min. thickness **12 mm**

d ₁	12	16	18	20	24	28	32	36	40
d ₃	5,5	7,5	8,5	9,5	11,5	13,5	5,5	17,5	19,5
d ₂	5,8	7,8	8,8	9,8	11,8	13,8	15,8	17,8	19,8
h ₁	10	10	10	10	10	10	10	10	10
h ₂	9	9	9	9	9	9	9	9	9

PROCESSING, FIXING, FINISH

Cement Bonded Particle Boards BetonWood



Figure 28 Joints

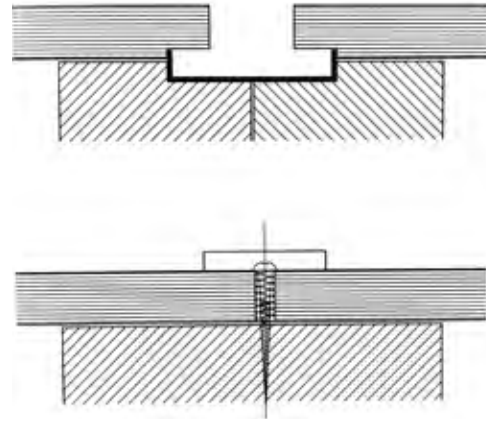


Figure 29 Joints

DRILLING

Before choosing and applying the adhesive on the panels BetonWood® is highly recommended ask for technical information to the adhesive supplier.

FINISHING, PICTURING

For finishing BetonWood®, it should be taken in consideration the following recommendations:

- thanks to its high cement content, the panel shows alkaline reactions.
- the panel surface is smooth and sufficiently absorbent.
- the moisture content shouldn't exceed 14%

Because of the alkalinity of the panel, it should be used to alkali-resistant materials for the finishing of BetonWood® panels and it should be applied an alkali resistant primer.

Priming is used to:

- reduce the surface alkalinity
- make the absorbency uniform
- reduce the moisture absorbency

For this purpose it can be used the so-called "deep primer" alkali-resistant (which doesn't showsaponifications on the surface). Before the material application for finishing is highly recommended ask technical informations to our office.

The BetonWood® panels are used in thermal insulation coating systems. After the panel fixing on the supporting frame (X-Lam or metallic) and the filling of joints with bicomponent elastic cement mortar, proceed laying the glass fiber net BetonNet Glass 360 and the levelling operations.

For the painting consult the list prices.

BUILDING SOLUTIONS

Cement Bonded Particle Boards BetonWood

BETONWOOD ON METAL STRUCTURES

BetonWood provides natural insulation complete systems with high-performance and high thermal lag for external and internal walls and counter walls screwed on metal structures.

We recommend the consultation of installation instructions.

Once positioned the panels BetonWood N® at intervals on metallic structure (the size of which will depend on the size of the panels) they will be arranged in a staggered way and screwed. The arrangement of the screws are shown on page 29, follow the instructions as shown in Figure 23 and Table 10.

Space the panels 3 mm one from the other, then proceed to the filling of the joints with suitable bicomponent elastic cement mortar and with the cover joint tape in fiber glass BetonNet Strip.


For skimming an high density fiber glass net is layed from the top to the bottom and then is possible a levelling operation in compliance with the manufacturers instructions.



BUILDING SOLUTIONS

Cement Bonded Particle Boards BetonWood

BETONWOOD ON WOOD STRUCTURES, X-LAM, OSB



BUILDING SOLUTIONS

Cement Bonded Particle Boards BetonWood

BETONWOOD AS DRY SCREED

BetonWood provides natural insulation complete systems with high-performance and high thermal lag and sound insulation for floors and ceilings whether external or internal, standard or floating.

As you can see from the product overview on page 5, BetonWood has created a system of panels for radiant heating flooring in cement bonded particle boards named BetonRadiant which can also be laid in floating version on adjustable feet or layered on propped cork granules.



BUILDING SOLUTIONS

Cement Bonded Particle Boards BetonWood


BETONWOOD AS ROOF

The BetonWood panels, used in coupled with insulating materials (such as BetonFiber, BetonCork, BetonStyr, BetonEco) or with FiberTherm wood fiber panels for roofing, give the possibility to produce great high thermal displacement solutions for cold and hot climates.



BETONWOOD AS EXTERNAL/INTERNAL FACING WALL

The BetonWood cement bonded particle board can be covered for indoor or outdoor use, with ceramic or stone tiles that can be easily installed directly on the surface of our panels.




BUILDING SOLUTIONS

Cement Bonded Particle Boards BetonWood

BETONRADIANT AS RADIANT HEAT FLOOR

Beton Radiant is a modular system for the realization of radiant floors, it is an excellent solution for a radiant floor heating system with condensing boilers. The system can also be used on the ceiling and on floating screeds.

It begins installing always starting from the main condensing boiler (as shown in figure). For cutting the boards we recommend the use of suitable equipment, such as circular saws, table saws, flexible carbide or diamond disks fitted with blades for wood, and we recommend the use of dust extraction systems.




BUILDING SOLUTIONS

Cement Bonded Particle Boards BetonWood

BETONWOOD IN EXHIBITIONS


The BetonWood panels thanks to their aesthetic characteristics are also very used for permanent or temporary installations. They are used for fairs, stands, museums, stages for fashion shows, shops such as Nike and Colmar.



CEMENT BONDED PARTICLE BOARD CATALOGUE 2017

Beton Wood®

PANELS WITH HIGH DENSITY AND MECHANICAL RESISTANCE



BETONWOOD Srl

Dry building systems
for green building

Office:
Via Falcone e Borsellino, 58
I-50013 Campi Bisenzio (FI)

T: +39 055 8953144
F: +39 055 4640609

info@betonwood.com
www.betonwood.com

CT-BTW-IR 17.01

CERTIFICATIONS

The BetonWood products are certified CE according to the standard EN 13168

All indications and requirements set out above are based on our current technical and scientific knowledge, which in any case are to be considered purely indicative, as the conditions of use are outside of our control. Therefore, the buyer must still verify the suitability of the product to the specific case, taking all responsibility for the use, raising BetonWood from any claim for consequential damages.

For any question or information please contact our commercial office writing an email to info@betonwood.com

SELL CONDITIONS: downloadable from the site www.betonwood.com